



Learning Environment Services

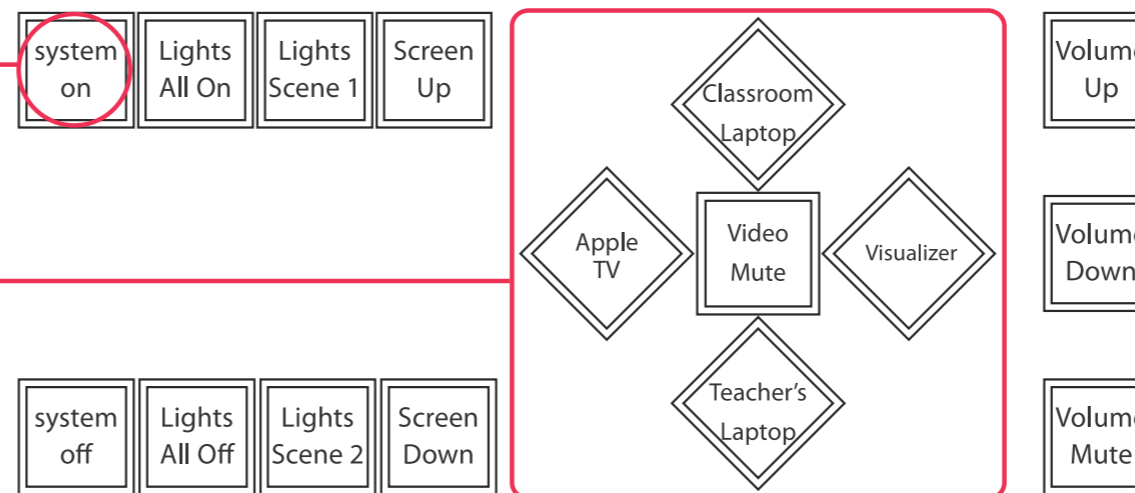
powered by ITS & University Libraries
The University of Hong Kong

Enquiry Hotline
3917 8888

1 Get Started

Step 1a: Turn "ON" AV system

Step 1b: Select the source to be displayed

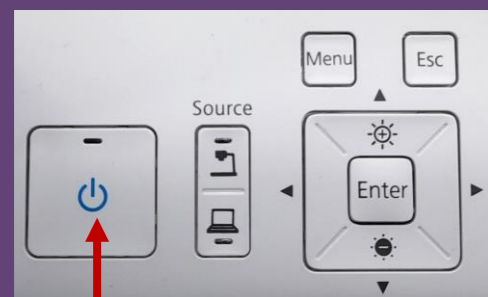


2 Choose what you wish to use

Visualizer

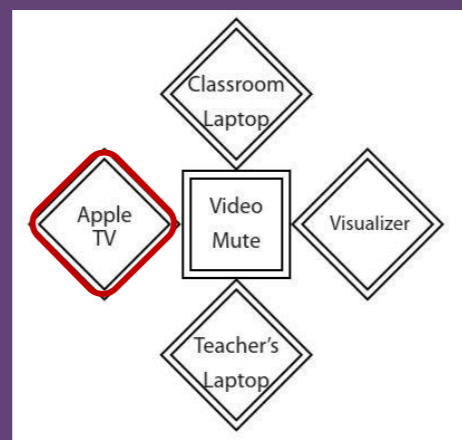


Aver



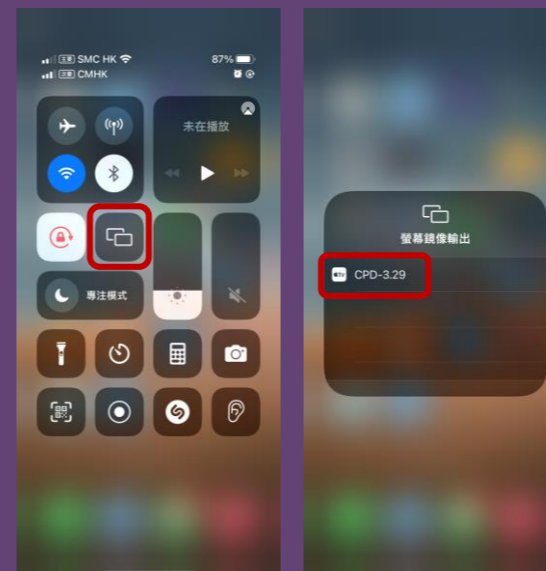
Epson

Connect Apple device to [HKU] Wi-Fi
Select [Apple TV] in touch panel



Mirroring Apple device on Apple TV

Swipe to open **Control Center** and
select **Screen Mirroring**
Then Choose the **Classroom** name (e.g. CPD-xxx)



The Apple TV will display a password
then input on the iPhone

